

एलेक्ट्रानिक्स विभाग, अ.भा.वा.श्र.सं., मैसूरु - ६  
DEPARTMENT OF ELECTRONICS, AIISH, MYSURU - 6

SH/Ele/2019-20


24.02.2020

निर्देशक को प्रस्तुत / Submitted to the Director

Sub: STQC certification for Institute website-www.aiishmysore.in

Ref: SH/LIC/RTI/SuoMoto/2019-20

With reference to the above, this is to bring to your kind notice that, the third party Auditing of Suo-Mot disclosure under section 4 of the RTI Act will be held in the third week of February 2020. In this regard Standardization Testing and Quality Certification (STQC) need to be obtained for our website *aiishmysore.in*. STQC is a Government Organization, involved in certifying organizations website according to Guidelines for Indian Government Website (GIGW). In this connection, the proforma invoice received from STQC for website certification as per guidelines for Indian Government website and the total cost involved is approximately Rs.1,80,000/- for Three languages. Hence approval may please be given to go for STQC certification for our website www.aiishmysore.in. If approved, Account section may kindly be instructed to pay the amount through Bharatkosh, as per STQC guidelines.

  
24/02/2020  
बिभागाध्यक्ष - एलेक्ट्रानिक्स  
HOD - ELECTRONICS

  
pl. check & update  
20/2/20

Approved / Not approved  
अनुमोदन / न अनुमोदन

M. Prasad  
24/2


निर्देशक/ Director

Proforma invoice received for bilingual, pl. get the same for trilingual as per your note and recommend for payment.

  
26/2/20


HOD (E) As the Hindi & Kannada version of the website contents needs to be updated, this STQC certification may please be kept pending.


Received on - 4:25 PM (on 09/03/2020)

  
9/3/2020


Pl. recommend to security  
for making payment upon  
completion of the work.

HOD (Gt)

  
10/3/2020

received on  
25/6/20 from HOD, Electronics.  
 25/6/20.

Pt. note:

Mrs. Kalaiselvi, Member Sec. WUC (Website Updation Co.)  
to please note and make arrangements  
to get the pending STAC for AIKH website.  
 25/6/20.

## PROFORMA INVOICE

ORIGINAL



भारत सरकार Government of India  
 एस टी क्यू सी, निदेशालय STQC Directorate  
 इलेक्ट्रॉनिक्स और सूचना प्रौद्योगिकी मंत्रालय Ministry of Electronics & Information Technology  
 इलेक्ट्रॉनिक्स परीक्षण तथा विकास केंद्र ELECTRONICS TEST & DEVELOPMENT CENTRE  
 100 फीट रोड, पीण्या इंडस्ट्रियल एस्टेट, बेंगलूर - 560 058  
 दूरभाष Phone: (081) 2839 3519 4647-4766-5992, टेलीफैक्स Telefax: 91-080- 23722514  
 ई-मेल ई-मेल ई-मेल: etd@stqc.gov.in, Website वेबसाइट: www.stqc.gov.in



GSTIN/IN: 29AAAGE0282R1ZZ

CONSIGNEE M/s All India institute of speech and hearing, Manasagangothri, Mysore. Karnataka-570006	PI NO.	DATE
	100239	18-02-2020
	Supplier's Ref.	Other Ref.
	Project ID	Other ref. Date
GSTIN/IN	IT 1406	
BUYER(if other than consignee)	Mode/Terms of Payment	NEFT /Bharatkosh portal
	Terms of Delivery	
GSTIN/IN		

Sl. No.	PARTICULARS	HSN/SAC	GST Rate	QUANTITY	RATE	AMOUNT(INR)
1	Charges for Website Certification for 1,1 quality level for the website of AIISH website as per Guidelines for Indian Government Websites released in 2009. Website Link :- <a href="https://www.aiishmysore.in">https://www.aiishmysore.in</a> ( Bilingual ) (Add 25% extra for Trilingual website)	998313		1	137500	137500
				TOTAL TAXABLE VALUE		137500
	CGST OUTPUT		9%			12375
	SGST OUTPUT		9%			12375
TOTAL						149875

Amount Chargeable (in words):

Rupees One Lakh FortyNine Thousand Eight Hundred SeventyFive Only

नियम और शर्त / Terms &amp; Conditions:

- Kindly make the payment for Service Charges through Bharatkosh portal (<https://bharatkosh.gov.in>) only, description detailed below:  
 Ministry: Information Technology.  
 PAO: 047315 - Pt. cum PAO(DIT) New Delhi.  
 DDO: 147323 - Electronics Test and Development Centre, Bengaluru.  
 Function Head: Testing and Calibration Charges with (CGST-SGST) I GST:147500104010000.  
 Online through Bharatkosh portal by generating challan. Payment Receipt should be forwarded immediately.
- स्रोत पर आयकर की कटौती आयकर अधिनियम की धारा 196 के अनुसार लागू नहीं है। Deduction of Income Tax at source is not applicable as per section 196 of Income Tax Act.
- हमारे वस्तु एवं सेवा कर संख्या और सेवा लेखा कोड (एसएससी) / Our GST no and Service Accounting Code (SAC): 29AAAGE0282R1ZZ and 998313.
- किसी प्रकार के प्रभारों की कटौती जैसे परिनिर्धारित नुकसानी आदि के बिना राशि का पूर्ण रूप से भुगतान किया जाना है। Amount to be paid in full without deduction of any kind of charges like Liquidity Damages etc..
- भुगतान अन्य पत्राचार के दौरान कृपया सेवा अनुरोध फार्म संख्या का उल्लेख करें। Please mention SRF No. during payment /any correspondence.

धन्यवाद Thanking You.

भवदीय/Yours Sincerely.

ग्राहक सेवा ग्रुप/Customer Service Group

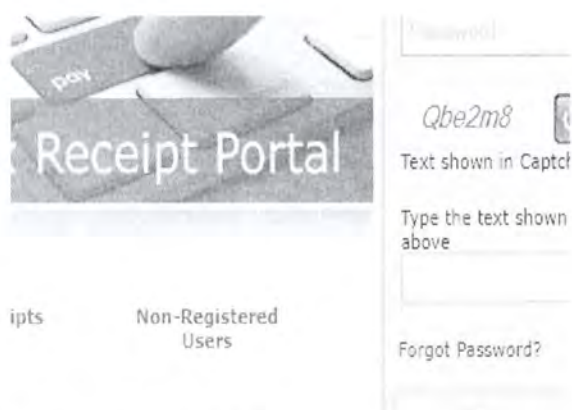
जारी करने की तारीख Date of Release : 02.07.18

## Procedure for payment through Bharatkosh

A. By new users / unregistered users:

1. Visit NTR Portal: <https://bharatkosh.gov.in>

2. Click the tab “Non-Registered Users”



3. Appropriate “Depositor’s category” may be chosen.

Payment Purpose	
Depositor's category: *	Individual
Purpose: *	--Select--
Amount: *	Individual
Payment Frequency / Period: *	Corporates/Commercial Undertakings
Remarks	NGO/Societies
	Ministry/Department
	Public Sector Undertaking
	Autonomous body

4. Against “Purpose”, search using ‘Q’

(a) From the dropdown menu, select “Information Technology”

Search Purpose	
Purpose:	
Ministry:	AGRICULTURE
Purpose:	DISINVESTMENTS
Function Head:	EARTH SCIENCES
	ECONOMIC AFFAIRS
	ENVIRONMENT and FORESTS
	EXPENDITURE
	EXTERNAL AFFAIRS
	FOOD PROCESSING INDUSTRIES
	HEALTH and FAMILY WELFARE
	HIGHER EDUCATION
	HOME AFFAIRS
	INDUSTRY
	INFORMATION and BROADCASTING
	INFORMATION TECHNOLOGY
	LABOUR AND EMPLOYMENT
	MINES
	Ministry of Development of North Eastern Region
	Ministry of Drinking Water & Sanitation
	MINISTRY OF MINORITY AFFAIRS
	Ministry of Skill Development & Entrepreneurship
	NEW AND RENEWABLE ENERGY
	04010010/000000 RECEIPT FROM PLANT PROTECTION
	0401- OTHER RECEIPT
	None
	0401- INSPECTION FEE
	None
	0401- OTHER RECEIPT FROM PLANT PROTECTION
	None

							Add
Ministry	Purpose	PAO	DDO	Amount	Payment Period	Delete	
INFORMATION TECHNOLOGY	Testing and Calibration Charges (Testing fee, Certification and Calibration Charges with CGST - SGST as Additional Charge)	047315 - Pr. cum PAO(DIT), New Delhi	147323 - ELECTRONICS TEST AND DEVELOPMENT CENTRE, Bengaluru	500(INR) (INR)	No Restriction		

Next

10. Fill Depositor's details (\* are mandatory fields).
11. Click on the appropriate radio button of "Online payment" or SWIFT/NEFT/RTGS" and then Click "Next" tab (for NEFT/RTGS registration required).
12. Check the details displayed in the next screen and press "Confirm" tab
13. Select the payment gateway.
14. Pay either by 'Netbanking'/'Debit Card'/'Credit Card'
15. Take print-out of receipt
16. Submit receipt copy by post or mail ([etdcbg@stqc.gov.in](mailto:etdcbg@stqc.gov.in) & [rajanna@stqc.gov.in](mailto:rajanna@stqc.gov.in)).

B. By registered users:

**Follow the above procedure after login.**

C. For other payments select appropriate purpose from drop down list against purpose.

(b) Click "Search" tab

Payment Type	Function Head	Ministry
None	007500800090000-OTHER	AGRICULTURE

(c) Select "Testing & Calibration charges" ( Karnataka Customers)

or

"Testing & Calibration charges with IGST" (Outside karnataka Customers)

4. Select "147323 - Electronics Test and Development Centre, bengaluru" from the dropdown menu & again "Drawing & Disbursing Officer (DDO)"

Payment Purpose	
Depositor's category:	Individual
Purpose: *	Testing and Calibration Charges
Payment Type	Testing fee, Certification and Calibration Charges with CGST + SGST as Additional Charge
Ministry:	INFORMATION TECHNOLOGY
Pay & Account Office (PAO):	047315 - Pr. cum PAO(DIT) New Delhi
Drawing & Disbursing Office(DDO): *	147323 - ELECTRONICS TEST AND DEVELOPMENT CENTRE Ber
Amount: *	INR
Payment Frequency /Period:	No Restriction
Remarks	

**Add**

6. Enter the Test/Calibration charges amount (without GST)
7. In the "Remark", you may enter any relevant remark (eg. SRF No., Quotation no., PI no. ).
8. Click "Add" icon
9. In the next screen, click on "Next" icon after verifying the details (If any discrepancy is observed, the fields may be deleted using "Delete" tab).